

ESMALTADOS GLAZED TILES



classic

6x25 • 12x25 • 25x25 • 33x33

Formatos / Sizes (cm)

Para información más detallada por formato/color, consultar en la web de la colección
For more detailed information by format/color, consult the collection's website

	ESMALTADO GLAZED
	A1 no reacciona al fuego A1 does not react to fire
	<1,25% máx 2 mm
	3<E≤6%
	5,2x10 ⁻⁶ x C ⁻¹
	20N/mm ²
	Teka/Parma/Pisa PEI 2 Malta PEI 3
	Malta H4
	Teka/Parma 8
	clase 5 class 5
	Teka/Parma/Pisa 2 Malta 3
	Teka/Parma C
	Teka R10 Malta/Pisa R11 Parma <R9
	si/yes
	✓
	✓
	✓
	✓




Los colores son indicativos. Colors are just indicative.

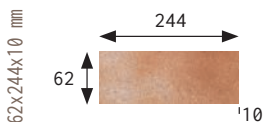


classic

Bases Tiles

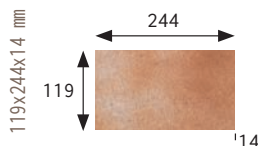


BASE 6x25* TILE 6x25*



Albany Teka	Cod. 902191	·MC480·
Isla Malta	Cod. 902948	·MC480·
Parma	Cod. 903832	·MC480·
Pisa	Cod. 903553	·MC480·

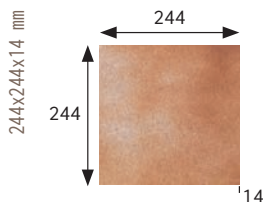
BASE 12x25 TILE 12x25



Albany Teka	Cod. 901597	·MC425·
Isla Malta	Cod. 903831	·MC425·
Parma	Cod. 902831	·MC425·
Pisa	Cod. 901611	·MC425·

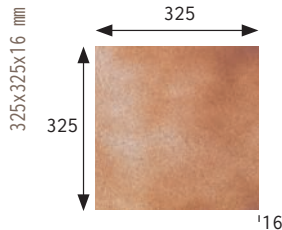
*Se obtiene a partir de base de 12x25 premarcada.
*It is obtained from 12x25 premarked tile.

BASE 25x25 TILE 25x25



Albany Teka	Cod. 900897	·MC425·
Isla Malta	Cod. 901211	·MC425·
Parma	Cod. 902830	·MC425·
Pisa	Cod. 901610	·MC425·

BASE 33x33 TILE 33x33



Albany Teka	Cod. 901361	·MC485·
-------------	-------------	---------

	Espesor (mm) Thickness (mm)	U.M.*	U.M./Caja U.M./Box	U.M./Palet U.M./Pallet	Pzs./U.M. Pcs./U.M.	Pzs./Caja Pcs./Box	Kg./U.M. Kg./U.M.	Kg./Caja Kg./Box	Kg./Palet Kg./Pallet
Base 6x25 (12x25 premarcada) Tile 6x25 (premarked tile 12x25)	10	m ² sqm	0,64	76,8	64	40	17	10,640	1276,8
Base 12x25 Tile 12x25	14	m ² sqm	0,50	60	32	6	25	12,5	1499
Base 25x25 Tile 25x25	14	m ² sqm	1	60	16	4	25	12,5	1499
Base 33x33 Tile 33x33	16	m ² sqm	0,666	42,624	9	6	32,6	21,75	1391


* Unidad de Medida. Los articulos medidos en m² o ml se sirven contando la junta normal entre piezas.
* Unit of Measure. Items measured in sqm or lm are delivered assuming average joint between pieces.



Albany Teka 25x25

Piezas especiales Special pieces Escaleras Steps

PELDAÑO REDONDEADO 33 ROUNDED STAIR-TREAD 33




Albany Teka Cod. 901580 · PZ280 ·

PELDAÑO REDONDEADO 25 ROUNDED STAIR-TREAD 25



Albany Teka Cod. 900900 · PZ220 ·
Isla Malta Cod. 901212 · PZ220 ·
Parma Cod. 902832 · PZ220 ·
Pisa Cod. 901612 · PZ220 ·

ESQUINA REDONDEADA ROUNDED STAIR-TREAD CORNER




Albany Teka Cod. 900901 · PZ555 ·
Isla Malta Cod. 901214 · PZ555 ·
Parma Cod. 902833 · PZ555 ·
Pisa Cod. 901617 · PZ555 ·

VIERTEAGUAS 25X33 WASH 25X33




Albany Teka Cod. 900994 · PZ190 ·
Isla Malta Cod. 901217 · PZ190 ·
Parma Cod. 901399 · PZ190 ·

RODAPIÉ 33 SKIRTING BOARD 33



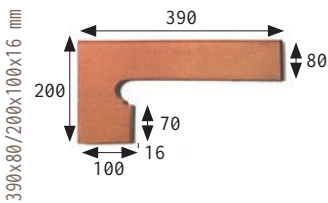
Albany Teka Cod. 901582 · ML160 ·

RODAPIÉ 25 SKIRTING BOARD 25



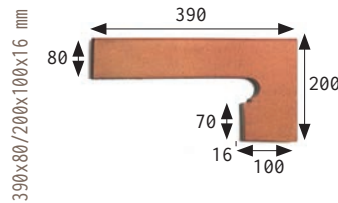
Albany Teka Cod. 900904 · ML150 ·
Isla Malta Cod. 901213 · ML150 ·
Parma Cod. 902836 · ML150 ·
Pisa Cod. 901615 · ML150 ·

ZANQUÍN IZDA. STRING LEFT SIDE



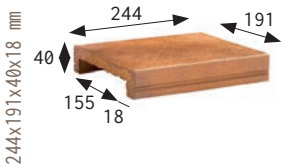
Albany Teka Cod. 900903 · PZ160 ·
Isla Malta Cod. 901216 · PZ160 ·
Parma Cod. 902834 · PZ160 ·
Pisa Cod. 901613 · PZ160 ·

ZANQUÍN DCHA. STRING RIGHT SIDE



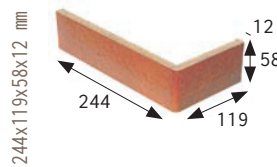
Albany Teka Cod. 900902 · PZ160 ·
Isla Malta Cod. 901215 · PZ160 ·
Parma Cod. 902835 · PZ160 ·
Pisa Cod. 901614 · PZ160 ·

PASAMANOS 15,5 HANDRAIL 15,5



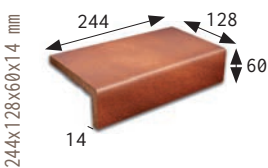
Albany Teka Cod. 900950 · PZ170 ·
Isla Malta Cod. 901219 · PZ170 ·
Parma Cod. 901398 · PZ170 ·
Pisa Cod. 903929 · PZ170 ·

ÁNGULO FACHADA FACADE ANGLE



Albany Teka Cod. 901464 · PZ070 ·
Isla Malta Cod. 901467 · PZ070 ·
Parma Cod. 901396 · PZ070 ·
Pisa Cod. 904547 · PZ070 ·

ÁNGULO DESIGUAL UNEQUAL EDGE



Albany Teka Cod. 900942 · PZ160 ·
Isla Malta Cod. 901397 · PZ160 ·
Parma Cod. 901594 · PZ160 ·
Pisa Cod. 901616 · PZ160 ·

ESMALTADOS GLAZED TILES

classic



Parma 25x25

	Esesor (mm) Thickness (mm)	U.M.*	U.M./Caja U.M./Box	U.M./Palet U.M./Pallet	Pzs./U.M. Pcs./U.M.	Pzs./Caja Pcs./Box	Kg./U.M. Kg./U.M.	Kg./Caja Kg./Box	Kg./Palet Kg./Pallet
Peldaño redondeado 33 Rounded stair-tread 33	18	Pz. Pc.	6	216	1	6	4,4	26,4	950
Peldaño redondeado 25 Rounded stair-tread 25	18	Pz. Pc.	6	324	1	6	3,3	19,8	1069
Esquina redondeada Rounded stair-tread corner	18	Pz. Pc.	2	60	1	2	6	12	360
Vierteaguas 25x33 Wash 25x33	18	Pz. Pc.	6	324	1	6	3,13	18,78	1014
Rodapié 33 Skirting board 33	16	ml lm	8	576	3	24	2,3	18	1296
Rodapié 25 Skirting board 25	14	ml lm	11,25	450	4	45	2,5	27,7	1108
Zanquín izda. String left	16	Pz. Pc.	10	300	1	10	1,3	13	390
Zanquín dcha. String right	16	Pz. Pc.	10	300	1	10	1,3	13	390
Pasamanos 15,5 Handrail 15,5	18	Pz. Pc.	8	320	1	8	2,3	18,3	731
Ángulo fachada Facade angle	14	Pz. Pc.	16	896	1	16	1,19	14,6	876
Ángulo desigual Unequal edge	14	Pz. Pc.	12	720	1	12	1,2	14,6	876

* Unidad de Medida. Los artículos medidos en m² o ml se sirven contando la junta normal entre piezas.
* Unit of Measure. Items measured in sqm or lm are delivered assuming average joint between pieces.

Anchura recomendada de la junta de colocación: 6-8 mm
Recommended joint width 6-8 mm